



Co-funded by
the European Union



Country specific result from NL

C.J. Farrel – Educator & Project Manager @ECREC



Comparative
Research
Network:





Co-funded by
the European Union



Funded by the European Union. Views and opinions expressed are however those of the author(s) only and do not necessarily reflect those of the European Union or the European Education and Culture Executive Agency (EACEA). Neither the European Union nor EACEA can be held responsible for them



Comparative
Research
Network:





Co-funded by
the European Union



Topics

- Energy poverty in Netherlands
- How do we define energy poverty in NL
- What are the trends in energy poverty
- Geography of energy poverty in NL
- What are the measures taken by NL



Comparative
Research
Network:





Co-funded by
the European Union



What are the figures:

Energy Poverty

More than 510.000 households in NL have difficulty to pay there energy costs. This 6,1 % of all households within the NL.

Energy poverty is mainly found in social housing (75%), single-person households (66%) that rely on pensions (32%) or social benefits (47%)



Co-funded by
the European Union

Energy Poverty



We speak of energy poverty in cases of low income households with high energy costs and a home with poor energetic quality:

Indicators of energy poverty are:

- The affordability of energy
- The energetic quality of the house
- The ability to invest in the house to improve the energetic of the house



Comparative
Research
Network:





Co-funded by
the European Union

Underconsumption of energy



There is also a category of households that have low income, live in a low quality energetic house and use less energy than expected. These households lower their heating temperature or shower less to avoid higher energy costs.

Consequences are that it affects their health because of mold developing in their houses. Cold houses increase health issues like depression, influenza, arteritis etc.



Comparative
Research
Network:





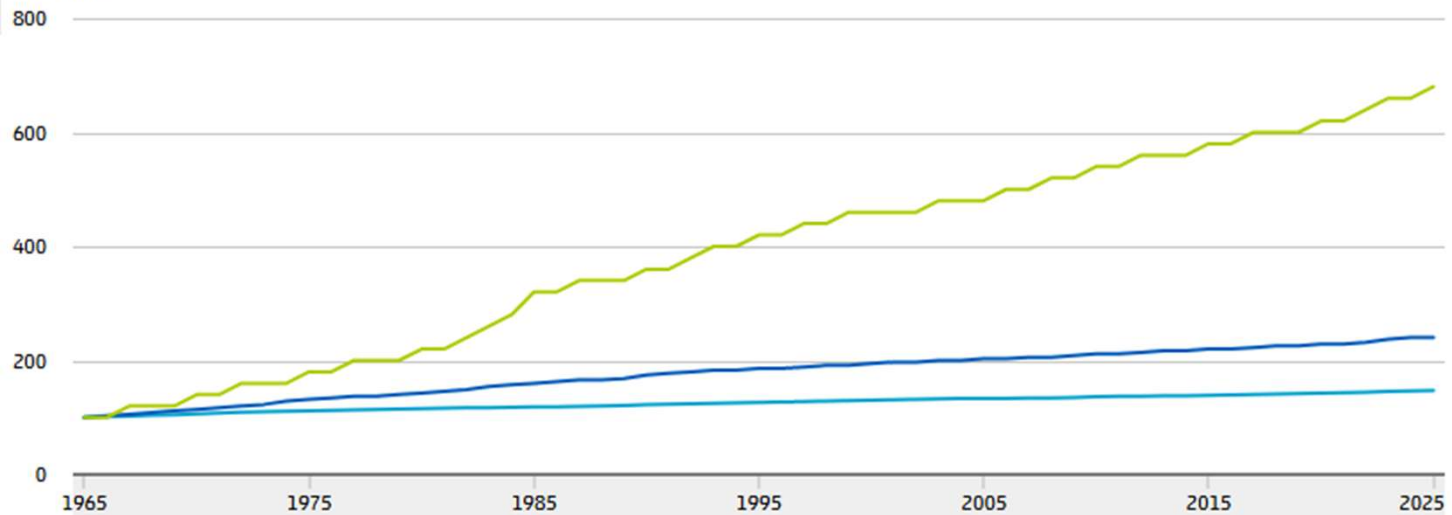
Co-funded by
the European Union

Trend in households



Groei bevolking en huishoudens

1960=100



— Bevolking — Huishoudens — Eenpersoonshuishoudens



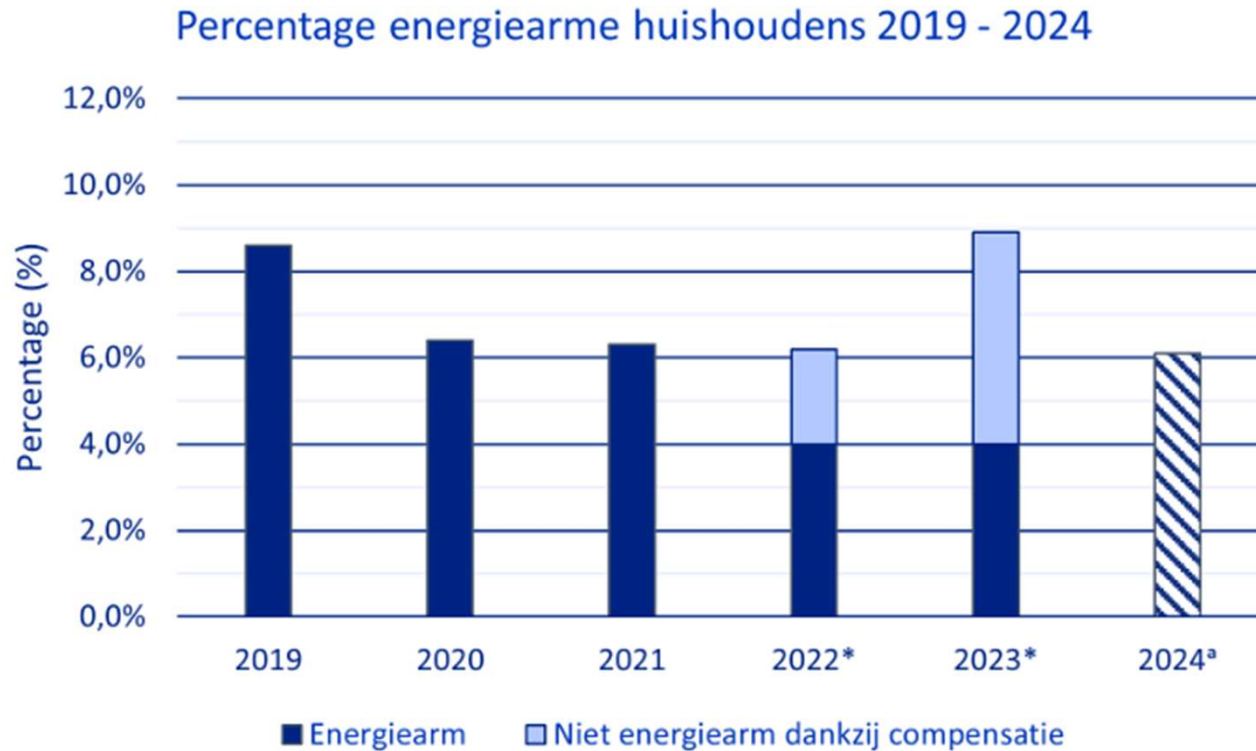
Comparative
Research
Network:





Co-funded by
the European Union

Energy Poverty Trends



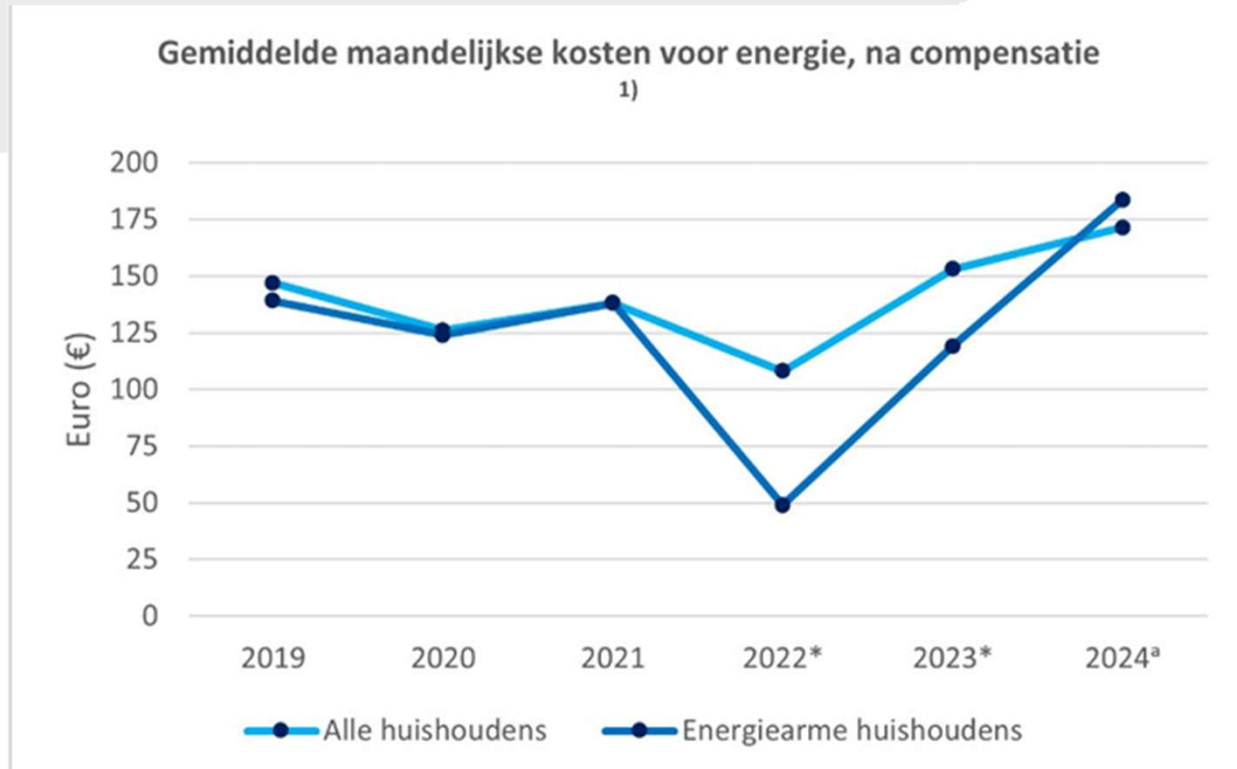
Comparative
Research
Network:





Co-funded by
the European Union

Average costs of energy



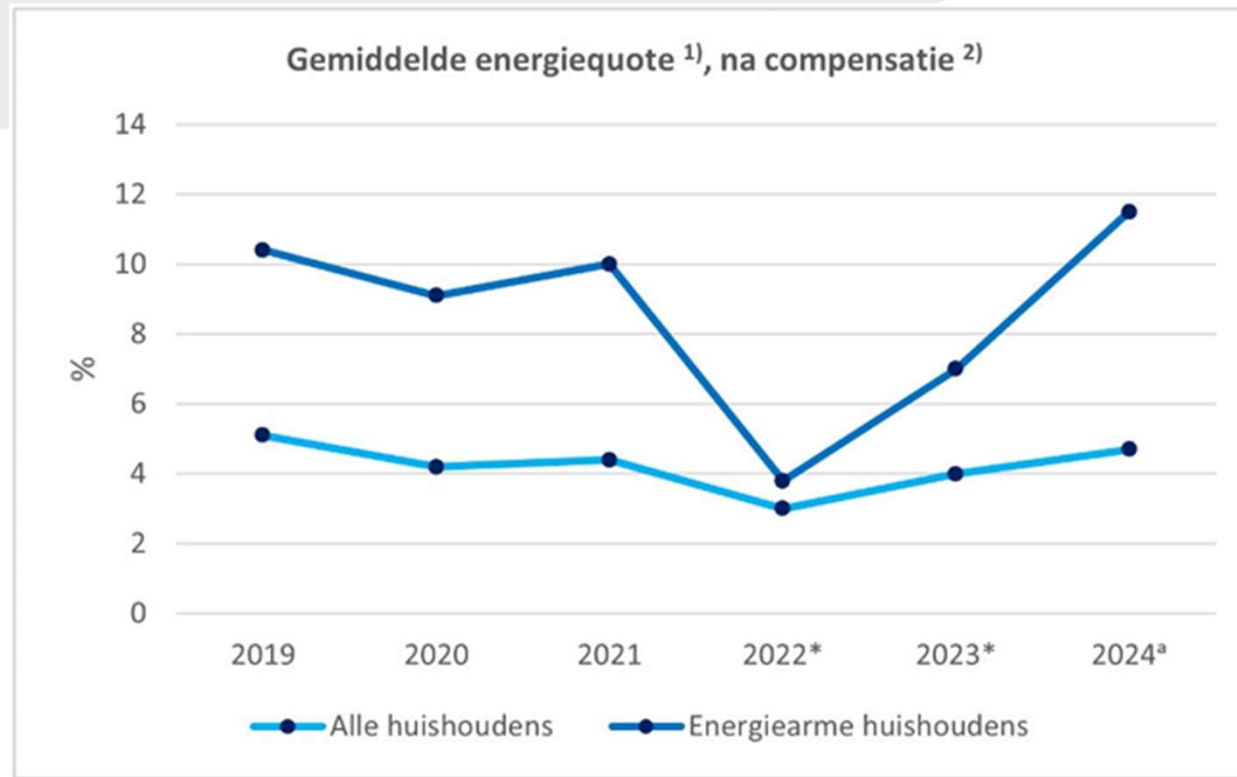
Comparative
Research
Network:





Co-funded by
the European Union

Average quote after compensation



Comparative
Research
Network:





Co-funded by
the European Union

Energy poverty versus risk households



Energy poverty households:

1. Low income
2. High energy costs
3. Live in a poor energetic quality house

Risk households:

- 30 to 100% income above low income households (low middle income)



Comparative
Research
Network:



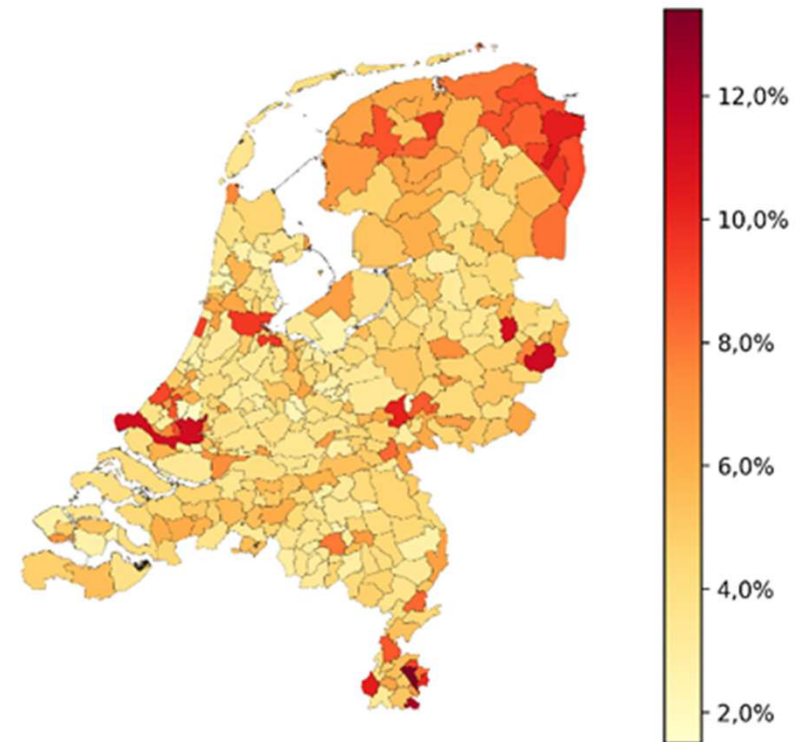


Co-funded by
the European Union

Geography of energy poverty



Municipalities that have households with 10% energy poverty or higher are: Heerlen, Vaals, Enschede, Rotterdam, Almelo, Pekela, Oldambt, Maastricht, Arnhem en Kerkrade.



Comparative
Research
Network:



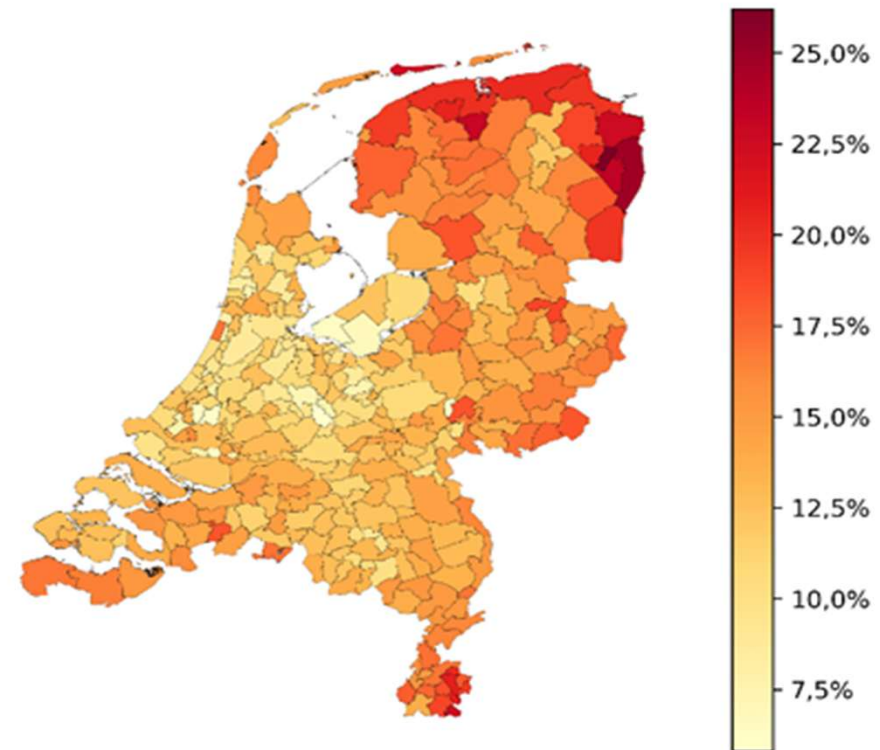


Co-funded by
the European Union

Geography of energy risk households



Most energy risk households are in the area of North East Groningen and on the board with Germany, South of Limburg and Zeeland.



Comparative
Research
Network:





Co-funded by
the European Union

What are measures taken by NL



1. Lowering the energy tax
2. Energy subsidizing during extreme costs of energy (eg 2022 and 2023)
3. Making houses more sustainable (isolation, solar panels, batteries heating pumps)
4. Energy righteousness in municipalities (nobody should live in a low energetic house).



Comparative
Research
Network:





Co-funded by
the European Union



Thank You

PROJECT CODE: **01147083-POWERINGCITIZENS-CERV-2023-CITIZENS-CIV**

DURATION: **01/06/2024 to 30/05/2026**

Funded by the European Union. Views and opinions expressed are however those of the author(s) only and do not necessarily reflect those of the European Union or the European Education and Culture Executive Agency (EACEA). Neither the European Union nor EACEA can be held responsible for them.



Comparative
Research
Network:

